

DESIGNING A DIGITAL PORTFOLIO

Kappa Delta Pi Webinar
Anna Malone | April 22 @ 6:00



1




ABOUT ME

- West Liberty University
M.A.Ed Reading
Specialist Program
- Really loves résumés,
portfolios, and tech
tools

<http://bit.ly/DesignDigitalPortfolio>

2



<http://bit.ly/DesignDigitalPortfolio>

- 01 INTRODUCTION**
What is a digital portfolio,
and why do I need one?
- 02 PICK YOUR PLATFORM**
There are *HOW* many
options to choose from?
- 03 PICK YOUR DESIGN**
How can I do that when I
have *ZERO* graphic design
training?
- 04 PUBLISH THAT PORTFOLIO**
Look out, world! My
portfolio is coming your
way!

3

1. INTRODUCTION

What is a digital portfolio or ePortfolio?

"a collection of evidence that is gathered together to show a person's learning journey over time and to demonstrate their abilities" (Butler et al., 2006, p.2)

What's the purpose of making a digital portfolio?

- Showcase
- Assessment
- Learning



<http://bit.ly/DesignDigitalPortfolio>

4

INTRO: Portfolio Components

- Multimedia
- Resume, Curriculum Vitae, and Cover Letter
- Recommendation Letters and Evaluations
- Lesson Plans
- Classroom Management
- Assessment
- Technology
- Reflections
- Awards and Honors
- Community Service (Nodoye et al., 2012, p. 4)
- Professional and/or Candid Photos

Artifact	%
Candidate's resume	98
References	88
Letters of recommendation	88
Reflection on teaching experiences	84
Samples of instruments used for assessment	83
Sample lesson plans	78
Information about the candidate's previous work experience	76
Transcripts	73
Video clip showing the candidate teaching in a classroom setting	73
Student teacher evaluations	73
Candidate's teaching philosophy statement	63
Artifacts to document experience with ethnic and cultural diversity	53
Artifacts that document community service learning activities	45
Examples of candidate's work in college teaching methods classes	31

<http://bit.ly/DesignDigitalPortfolio>

5

83%

of employers surveyed acknowledged that digital portfolios help them ensure that candidates have the skills necessary to succeed in the job for which they have applied (Hart Research Associates, 2013).

<http://bit.ly/DesignDigitalPortfolio>

6

2. PICK YOUR PLATFORM



Most customizable, dynamic, and time-consuming



Somewhere in-between a website and presentation



Most comfortable and least time-consuming



<http://bit.ly/DesignDigitalPortfolio>

7

Option 1: PRESENTATION

- Use a slideshow presentation with text, images, and videos to display your work
- **Pros:** User-friendly, most can navigate with ease, simplest option
- **Cons:** Not interactive, may be hard to organize, cannot add document files

Platform Options:



<http://bit.ly/DesignDigitalPortfolio>

8

Option 2: HYBRID

- Combines the benefits of both a website and presentation
- **Pros:** very unique, simpler to build than a website
- **Cons:** limited to one page, fewer choices of platform

Platform Options:



<http://bit.ly/DesignDigitalPortfolio>

9

Option 3: WEBSITE

- Own your very own piece of the World Wide Web
- **Pro and Con:** SO. MANY. OPTIONS.

Format Options:



<http://bit.ly/DesignDigitalPortfolio>

10

Option 3: WEBSITE PLATFORMS



<http://bit.ly/DesignDigitalPortfolio>

11

3. PICK YOUR DESIGN

- You don't need to be a graphic designer or website builder to make your digital portfolio look great!
- Use pre-made templates to get yourself started
 - Canva
 - Adobe Spark
 - Crello
 - Color palette generator (Ex. <https://coolers.co/>)
 - TeachersPayTeachers or Etsy

Basic Design Principles

- Stick to a color scheme of 2-4 colors
- Choose complementary fonts (Ex. script and printed or serif and sans serif)
- Leave empty space to let the eye rest
- Balance images and text
- Let your portfolio reflect your personality

<http://bit.ly/DesignDigitalPortfolio>

12

4. REVIEW & PUBLISH

- Privacy settings
 - Who has access?
 - What info is available to the public?
- Custom domain name
- URL shortener
 - [tinyURL](#)
 - [Bitly](#)
- QR code
 - [QR code Generator](#)



<http://bit.ly/DesignDigitalPortfolio>

13

MY PORTFOLIO


- Google Site
 - Artifacts saved on Google Drive
 - Organized by content area
 - Chose a default theme
- Canva
 - Design gingham pattern
- Color scheme
 - Favorite color
- Font
 - Came with the site theme
 - Lato + Arvo
- URL
 - <https://bit.ly/annamalone>
 - QR code on résumé



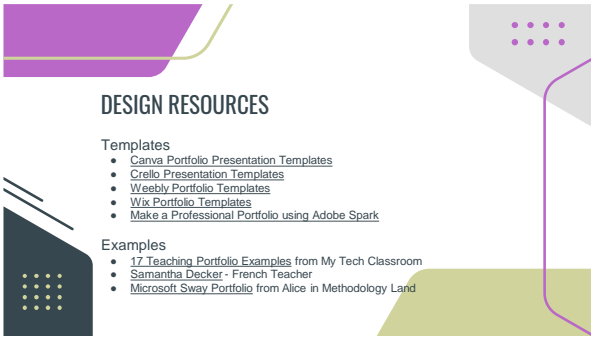
14

PORTFOLIO RESOURCES

- [Auburn University ePortfolio Project](#)
- [University of Washington Bothell Google Sites ePortfolios](#)
- [Old Dominion University ePortfolio and Digital Initiatives](#)
- [Vanderbilt University Center for Teaching - Teaching Portfolios](#)
- Link to this presentation: <http://bit.ly/DesignDigitalPortfolio>



15



DESIGN RESOURCES

Templates

- [Canva Portfolio Presentation Templates](#)
- [Crello Presentation Templates](#)
- [Weebly Portfolio Templates](#)
- [Wix Portfolio Templates](#)
- [Make a Professional Portfolio using Adobe Spark](#)

Examples

- [17 Teaching Portfolio Examples](#) from My Tech Classroom
- [Samantha Decker - French Teacher](#)
- [Microsoft Sway Portfolio](#) from Alice in Methodology Land

16



REFERENCES

Butler, P., Anderson, B., Brown, M., Simpson, M., Higgins, A., Northover, M., Meyer, L., Connor, M., Lamont, M. & Wyles, R. (2006). *A review of the literature on portfolios and electronic portfolios*.

Hart Research Associates. (2013). *It takes more than a major: Employer priorities for college learning and student success*. Retrieved from https://www.aacu.org/sites/default/files/files/LEAP/2013_EmployerSurvey.pdf

Ndoye, A., Ritzhaupt, A. D., & Parker, M. A. (2012). Use of ePortfolios in K-12 teacher hiring in North Carolina: Perspectives of school principals. *International Journal of Education Policy and Leadership*, 7(4), 1–10.

17



THANKS!

What questions do you have?

Let's get in touch!
almalone@westliberty.edu

CREDITS: This presentation template was created by Slidesgo, including icons by Flaticon, and infographics & images by Freepik and illustrations by Stories.

<http://bit.ly/DesignDigitalPortfolio>

18
